


DATA SHEET

DOUBLE CHAMBER MACHINE BASIC-X 630



TECHNICAL DATA



Inner chamber dimensions	710 x 720 x 220 mm*
External dimensions	1590 x 1120 x 1100 mm*
Seal length	630 mm
Vacuum pump	100 m ³ /h
Control system	Z 4000-4 SENSOR
Weight	354 kg
Power supply	3 Phasen, 230 / 400 V, 50 Hz**




* width x depth x height
** special voltages on request

All dimensions are approximate.
We reserve the right to make technical changes
and improvements without notice.

INSPIRING VACUUM TECHNOLOGY

- Perfect finish
- Easy handling
- Precise control system
- Maximum durability
- Wide range of applications
- 99% vacuum
- Proof and reliable sealing
- Simple cleaning
- Service-friendly

MACHINE STRUCTURE



- High-quality and stable lid
- Sealing in the lid with pressure hoses. Supportable with compressed air
- Programmable sensor control system Z 4000-4 SENSOR
- Mobile, plug-and-play unit with integrated vacuum pump
- Four robust stainless steel rollers of which two are lockable

CONTROL SYSTEM

Our Z 4000-4 SENSOR control system allows precise adjustment of the parameters: vacuum, gas and sealing. The clear interface enables easy operation and ensures the reproducibility of the packaging result.

Benefits:

- Intuitive user interface
- Splash water protection
- Quick stop function
- Service program
- 99 program memory
- Precise sensor for vacuum and gas
- Four short-cut buttons



VACUUM PUMP

Our Boss vacuum packaging machines are equipped with powerful oil-lubricated rotary vane vacuum pumps made by company Busch.

Technical data	Busch
Nominal pumping speed	100 m ³ /h
Ultimate pressure (mBar)	0,1
Nominal motor rating (kW*)	ca. 2,2
Nominal motor speed (U/min)	1500
Noise level (ISO 2151) (dB)	65
Oil capacity (liter)	2

* depends on the voltage supply

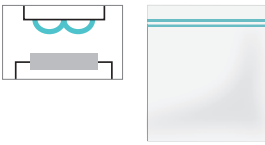


SEALING SYSTEMS

Double sealing



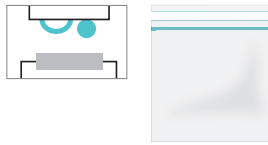
Flat wire:
6 x 0,3 mm



Simple cut-off sealing



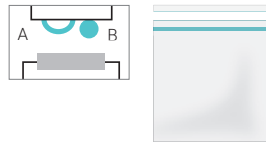
Round wire: 1,2 mm Ø
Flat wire: 4 x 0,2 mm




Separately adjustable
cut-off weld



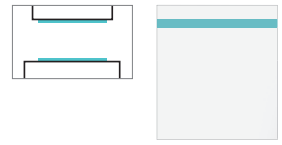
Round wire: 1,2 mm Ø
Flat wire: 4 x 0,2 mm



Over-/under seal weld



Flat wire above: 8 x 0,2 mm
Flat wire below: 6 x 0,2 mm



ACCESSORIES

1. Simple cut-off welding, separately adjustable cut-off seal or top/bottom welding
2. Reduction of the volume in the lid (strong specially shaped insertion plate with stainless steel fastenings)
3. Set of wearing parts (teflon, wire, lid gasket, silicone for pressure bars)
4. Gas flush device, 4x4 nozzles
5. Slow air release
6. Packaging (stable cardboard box on wooden pallet)

